





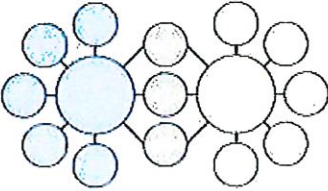



Reading Comprehension Strategies

| | | |
|---|---|--|
| <p>Re-read the Text</p> <p>more information = more understanding</p> | <p>Activate Prior Knowledge</p>  | <p>Use Context Clues</p>  |
| <p>Infer Meaning</p>  | <p>Think Aloud</p>  | <p>Summarize the Story</p> <p>Characters</p> <p>↳ Setting</p> <p>↳ Problem</p> <p>↳ Solution</p> |
| <p>Locate Key Words</p>  | <p>Make Predictions</p> <p>think → pair → share</p> | <p>Use Word Attack Strategies</p> <p>rereading</p> <p>re · read · ing</p> <p>prefix root suffix</p> |
| <p>Visualize</p>  | <p>Use Graphic Organizers</p>  | <p>Evaluate Understanding</p> <p>what did I learn?</p>  |

READING COMPREHENSION STRATEGIES

BEFORE READING

- **Scan and Predict:** look at the title, pictures, captions, headings, etc. and take a guess on what the text will be about.



- **Activate Background Knowledge:** what do you already know about the topic?



- **Ask Questions:** ask yourself WH questions about the topic. What do you want to find out from the text? Is there anything you already know about this topic?



*You should also preview any comprehension questions before reading so you know what information to look for!

DURING READING

- **Make Connections:** relate what you read to your own life, experiences, or even to other texts or characters!



- **Paraphrase:** pick out the most important parts and rephrase them in your own words.



- **Reread:** if you stopped paying attention or got distracted, go back and reread the text.



- **Visualize:** create a picture or movie in your mind that includes all of the details described in the text.



- **Ask Questions:** what are you wondering about while reading? Ask WH questions while you're reading and see if the answers come up in the text!



AFTER READING

- **Main Idea & Summarize:** what was the main point or concept of the text? Can you retell it in your own words?



- **Text Structure:** what was the purpose of the passage? Does it tell a story, describe something, compare and contrast, identify cause and effect, give steps, or explain a problem and solution?



- **Review and Reread:** review the questions you asked yourself before and during reading. Were they all answered? If not, go back and double-check the text!



*Determine the question/answer relationship for comprehension questions! (i.e. right there, think and search, etc.

Parts of Speech

QUICK REFERENCE

| PART OF SPEECH | DEFINITION | EXAMPLE |
|----------------|--|--|
| Noun | Name of a person, place, or thing | proper nouns: Jason, United States, February common nouns: dog, desk, shoe |
| Pronoun | Takes the place of a noun | I you he she it we they me him her it us them my your his its ours their mine this that these those |
| Verb | action and main verb – tells what the subject does helping verb – helps the main verb show action linking verb – connects the subject to the predicate | action and main verbs: write, play, build, sew, sell, scream, shout, jump helping verbs: am does is are had can has was do have will were being been be have linking verbs: be appear look taste feel seem |
| Adverb | Modifies a verb, an adjective, or another adverb Tell where, how, and when an action happens | Where? Anywhere, everywhere, high How? Well, rapidly, loudly, quickly When? Today, immediately, then, occasionally |

| | | |
|--------------|---|---|
| Adjective | Modifies a noun or a pronoun | <p>a an the</p> <p>She wore a <u>red</u> dress.</p> <p>this that these those</p> <p>smaller, bigger, stronger, oldest, fastest</p> <p>good better best bad worse worst</p> |
| Conjunction | Joins two or more words, phrases, or simple sentences | <p>and but or nor for so yet</p> |
| Interjection | A short exclamation that expresses a strong feeling | <p><u>Wow!</u> Look at that sunset!</p> <p><u>Oh</u>, did I mention that I am going to the movies tomorrow?</p> <p><u>Look!</u> It's raining outside!</p> <p><u>Oops</u>, I forgot my homework at home.</p> |
| Preposition | Describes the relationship between words | <p>about after around at before behind beside by down during for from in into like near of off on onto over since through to under until with</p> |

Reading Challenge BINGO



Directions: As you finish each reading challenge, color in that square.
Have a goal to get Bingo, and then keep going to cover the entire board!

| | | | | |
|---|---|--|--|---|
| Read under a tree | Read a chapter book | Read before bed | Read a book in a series | Read wearing sunglasses |
| Read a magazine | Read a book about animals | Read a book that became a movie | Read during the weekend | Read in your pajamas |
| Read a book chosen by someone else | Read in a blanket fort | FREE SPACE | Read for over 30 minutes | Read out loud to a loved one |
| Read after dinner | Read a book that makes you laugh | Read a graphic novel | Read a book about the beach | Read at the park |
| Read a new genre | Read a picture book | Read with a flashlight | Read under an umbrella | Read poetry |