






# Summer Reading Bingo







read in your swimsuit 	read to a pet	read your favorite book	read in bed	read wearing sunglasses
read by the pool, lake or ocean	read for 60 minutes	read on Friday	read your friend's favorite book 	read outside
read a book about animals	read a mystery book	free 	read a fairy tale	read in your pajamas
read for 30 minutes 	read a nonfiction book	read to a stuffed animal	read at the park	read with a flashlight
read to a family member	read while eating ice cream	read under a table	read for 20 minutes	read out loud 



# Reading Challenge BINGO

**Directions:** As you finish each reading challenge, color in that square.  
Have a goal to get Bingo, and then keep going to cover the entire board!

<b>Read under a tree</b> 	<b>Read a chapter book</b> 	<b>Read before bed</b> 	<b>Read a book in a series</b> 	<b>Read wearing sunglasses</b> 
<b>Read a magazine</b> 	<b>Read a book about animals</b> 	<b>Read a book that became a movie</b> 	<b>Read during the weekend</b> 	<b>Read in your pajamas</b> 
<b>Read a book chosen by someone else</b> 	<b>Read in a blanket fort</b> 	<b>FREE SPACE</b>	<b>Read for over 30 minutes</b> 	<b>Read out loud to a loved one</b> 
<b>Read after dinner</b> 	<b>Read a book that makes you laugh</b> 	<b>Read a graphic novel</b> 	<b>Read a book about the beach</b> 	<b>Read at the park</b> 
<b>Read a new genre</b> 	<b>Read a picture book</b> 	<b>Read with a flashlight</b> 	<b>Read under an umbrella</b> 	<b>Read poetry</b> 





# Reading Comprehension Strategies

<p>Re-read the Text</p> <p>more information = more understanding</p>	<p>Activate Prior Knowledge</p>	<p>Use Context Clues</p>
<p>Infer Meaning</p>	<p>Think Aloud</p>	<p>Summarize the Story</p> <p>Characters</p> <p>→ Setting</p> <p>→ Problem</p> <p>→ Solution</p>
<p>Locate Key Words</p>	<p>Make Predictions</p> <p>think → pair → share</p>	<p>Use Word Attack Strategies</p> <p>rereading</p> <p>re · read · ing</p> <p>prefix   root   suffix</p>
<p>Visualize</p>	<p>Use Graphic Organizers</p>	<p>Evaluate Understanding</p> <p>what did I learn?</p>

# READING COMPREHENSION STRATEGIES

## BEFORE READING

- **Scan and Predict:** look at the title, pictures, captions, headings, etc. and take a guess on what the text will be about.



- **Activate Background Knowledge:** what do you already know about the topic?



- **Ask Questions:** ask yourself WH questions about the topic. What do you want to find out from the text? Is there anything you already know about this topic?



\*You should also preview any comprehension questions before reading so you know what information to look for!

## DURING READING

- **Make Connections:** relate what you read to your own life, experiences, or even to other texts or characters!



- **Paraphrase:** pick out the most important parts and rephrase them in your own words.



- **Reread:** if you stopped paying attention or got distracted, go back and reread the text.



- **Visualize:** create a picture or movie in your mind that includes all of the details described in the text.



- **Ask Questions:** what are you wondering about while reading? Ask WH questions while you're reading and see if the answers come up in the text!



## AFTER READING

- **Main Idea & Summarize:** what was the main point or concept of the text? Can you retell it in your own words?



- **Text Structure:** what was the purpose of the passage? Does it tell a story, describe something, compare and contrast, identify cause and effect, give steps, or explain a problem and solution?



- **Review and Reread:** review the questions you asked yourself before and during reading. Were they all answered? If not, go back and double-check the text!



\*Determine the question/answer relationship for comprehension questions! (i.e. right there, think and search, etc.)

# Parts of Speech

## QUICK REFERENCE

PART OF SPEECH	DEFINITION	EXAMPLE
Noun	Name of a person, place, or thing	proper nouns: Jason, United States, February common nouns: dog, desk, shoe
Pronoun	Takes the place of a noun	I you he she it we they me him her it us them my your his its ours their mine this that these those
Verb	action and main verb – tells what the subject does  helping verb – helps the main verb show action  linking verb – connects the subject to the predicate	action and main verbs: write, play, build, sew, sell, scream, shout, jump  helping verbs: am does is are had can has was do have will were being been be have  linking verbs: be appear look taste feel seem
Adverb	Modifies a verb, an adjective, or another adverb  Tell where, how, and when an action happens	Where? Anywhere, everywhere, high  How? Well, rapidly, loudly, quickly  When? Today, immediately, then, occasionally



Adjective	Modifies a noun or a pronoun	<p>a an the</p> <p>She wore a <u>red</u> dress.</p> <p>this that these those</p> <p>smaller, bigger, stronger, oldest, fastest</p> <p>good better best bad worse worst</p>
Conjunction	Joins two or more words, phrases, or simple sentences	<p>and but or nor for so yet</p>
Interjection	A short exclamation that expresses a strong feeling	<p><u>Wow!</u> Look at that sunset!</p> <p><u>Oh</u>, did I mention that I am going to the movies tomorrow?</p> <p><u>Look!</u> It's raining outside!</p> <p><u>Oops</u>, I forgot my homework at home.</p>
Preposition	Describes the relationship between words	<p>about after around at before behind beside by down during for from in into like near of off on onto over since through to under until with</p>